




## How to ARM the Alarm System:

Enter the code and then press:


-  - To arm in FULL Mode
-  - To arm in NIGHT Mode
-  - To arm in DAY Mode


The arming procedure for the system will begin.




## How to DISARM the Alarm System:


Enter the code and then press . The system will disarm and any active alarms will be cleared from the system.

## How to view and clear SYSTEM TROUBLES:

When the  Yellow LED is flashing on the keypad follow these steps to view the system troubles:

Enter the code and then press  to enter the user menu.

Press  to view the system troubles. Use  and  to scroll through the list of troubles.

Press  to exit the trouble menu.

The "Clear Trouble Memory? 1 = Yes" message will appear on the Keypad display.

Press  clear the trouble memory and exit the menu.